



Frequently Asked Questions

70 Series Mobile Computers (CN70, CN70e, CK70 and CK71)

70 Series

- Environmental
- Display
- Keypad
- Memory and Storage
- Microprocessor
- Operating System
- Integrated Radios
- Power/Battery
- Software
 - Device Management
 - Device Health Monitoring
 - Application Development
 - Apps & Components
- Scanning
- Accessories

70 Series

Q: What models comprise the 70 Series?

A: There are a total of four models, each designed with specific vertical markets in mind.

- CN70 – Field Service
- CN70e – Direct Store Delivery
- CK70 – Courier Express Parcel
- CK71 – Warehouse/In-Premise

Q: What are the key dimensions of the 70 Series models?

A: All of the models share a common platform, yet is unique in size, weight and shape (all measurements are L x W x H):

- CN70 – 16.9 x 8.0 x 3.4 cm (6.65 x 3.15 x 1.34 in) 450 g (15.9 oz) w/battery
- CN70e – 19.5 x 8.0 x 3.4 cm (7.66 x 3.15 x 1.34 in) 491 g (17.3 oz) w/battery
- CK70 – 23.7 x 8.0 x 4.3 cm (9.33 x 3.16 x 1.69 in), width across grip area 6.4 cm (2.53 in); 562 g (19.8 oz) w/battery
- CK71 – 23.7 x 8.0 x 5.0 cm (9.33 x 3.16 x 1.98 in), width across grip area 6.4 cm (2.53 in); 584 g (20.6 oz) w/battery

Q: What are the benefits of a building four models on one platform?

A: With the single platform approach, the 70 Series is unique in its ability to reduce infrastructure complexity and cost. The single computer architecture, software build, set of peripherals and charging system that is shared between the 70 Series products brings simplicity to the frequent tasks of software updates, training new employees, managing spares pools and charging devices.

Q: Is there a camera option for the 70 Series?

A: Yes, all 70 Series models offer a camera option. It is a 5 megapixel, auto focus color camera with LED flash, capable of both still photography and video capture.

Q: Will the 70 Series have RFID capabilities?

A: A future RFID product is planned that will support or be based on one or more 70 Series models. Further details will be announced at a later date.

Q: Will there be a non-incendive (NI) version of the 70 Series?

A: Yes, the 70 Series will offer NI versions of each model. Certified for North America and Canada, the NI ratings cover the following hazardous environments:

ANSI/ISA 12.12.01 (2007), CAN/CSA C22.2 No 213-M1987,

and CAN/CSA C22.2 No. 157-92 as suitable for:

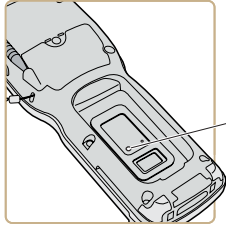
- Division 2, Class I, Groups A, B, C, and D

- Division 2, Class II Groups F, G

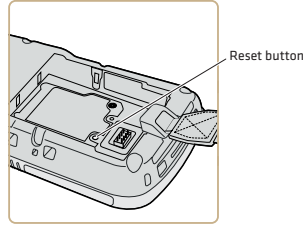
- Class III

Q: Is there a field accessible reset button on the 70 Series?

A: The reset button, used to initiate a restart of the device in some circumstances, is located inside the battery compartment of the device. There are two buttons in the battery well. The larger one, marked with an "R" with a circular arrow around it, is the Reset. The smaller one is for internal engineering use only and has no effect in field or manufacturing environments.



CK70 / CK71



CN70 / CN70e

Environmental

Q: Can they be used in harsh or severe environments?

A: Yes they can. 70 Series represents Intermec's raising the bar into the ultra-rugged space. They are all IP67 seal rated for rain and dust and can operate from -20C to +60C (14F to +140F). Each model boasts a drop spec of 2.4 m (8') to concrete at ambient (room) temperature and 1.8 m (6 ft) to concrete across operating temperature range per MIL-STD 810G, as well as withstanding 2000 tumbles at 1 meter.

Q: Why are two drop heights specified?

A: Ambient (or room) temperature is the range in which the product is used in about 90% of use cases. 70 Series is tough enough to withstand drop testing from 8 ft (2.4m) in this environment. Drop testing is more difficult at temperature extremes due to component parts becoming more rigid and less forgiving, particularly at lower temperatures. No other product in the industry exceeds 70 Series' 6 ft (1.8m) drop spec across operating temperature extremes combined with 8 ft (2.4m) at ambient.

Display

Q: Will the 70 Series offer the same display on all models?

A: Yes all models will have an 8.9 cm (3.5 in) transmissive VGA display. It has 480 x 640 pixels, over 65,000 colors and has LED backlighting. It has an ambient light sensor that automatically adjusts the backlight to accommodate lighting variables. The 70 Series is also the first product line in the industry to incorporate Corning Gorilla™ Glass to create an industry leading, high-durability touch panel with great viewability and a hard film top coating for superior performance. The touch panel is twice as durable as traditional polycarbonate touch panels, providing longer service life, fewer touch panel replacements, and a more professional presentation for signature capture.

Keypad

Q: What keypad options are available for the 70 Series?

A: All keypad options for the 70 Series models feature hard keycaps with laser-etched legends. Each model has two layout options.

CN70: Numeric



QWERTY



CN70e: Numeric



QWERTY-Numeric



CK70: Large Alpha



Alphanumeric



CK71: Numeric w/function



Alphanumeric



Memory and Storage

Q: What are the memory and storage capabilities of the 70 Series models?

A: There is 512MB of RAM and 1 GB Flash ROM in all 70 Series models. All models also have a customer accessible micro-SD slot for removable memory cards up to 32 GB in size.

Microprocessor

Q: What type of processor do the 70 Series models have?

A: All four models have the Texas Instruments OMAP3530 @ 600 MHz. The multi-engine superscalar processor architecture delivers up to two times the performance at half the power consumption of legacy processors. Unlike some members of the TI OMAP product family, the OMAP3530 has integrated DSPs to provide high-performance support for graphics processing, audio and imaging.

Q: Why was this processor architecture chosen over a processor with a higher clock speed?

A: Clock speed is not a comprehensive indicator of processor performance. The 70 Series' multi-engine TI OMAP processor is a more efficient design than single-core processors such as the Marvell PXA320. Up to twice the processing can be done on a given clock cycle, meaning the OMAP can deliver high performance at lower clock speeds. In addition, lower clock speeds consume less power, resulting in longer runtimes. Single-core processors can only improve performance by increasing clock speed, producing incremental steps in performance with higher power consumption. Therefore, the clock speed of the processor alone is not sufficient to measure the overall performance of the system.

Operating System

Q: What operating system does the 70 Series use?

A: The 70 Series are the first products to use the Microsoft Windows Embedded Handheld built on Windows 6.5.3 technology. This operating system was selected for its strong performance, compatibility with existing applications written for Windows Mobile, and a rich ecosystem of software tools and resources to speed application development. Further information for getting started can be obtained at www.windowsmobile.com/getstarted.

Integrated Radios

Q: What are the details on the integrated radio options in 70 Series?

A: All 70 Series models include WLAN and Bluetooth radios as part of the baseline configuration. The WLAN radio is dual band 802.11n, supporting both 2.4 GHz and 5 GHz frequency bands. The WLAN is certified for WPA and WPA2 and supports CCX v4. The Bluetooth module is Class 1.5, version 2.1 EDR. It is a component of the WLAN module and shares the same antenna array. The WLAN/Bluetooth solution supports co-existence at both the hardware and software levels.

Wireless WAN options for CN70/70e and CK70 include:

- UMTS/HSUPA (7.2 Mbps max downlink, 5.76 Mbps max uplink)
- CDMA/EV-DO Rev. A (3.1 Mbps max downlink, 1.8 Mbps max uplink)

Q: What radio options are available on each 70 Series model?

A: Refer to the table below.

| Model | WLAN/BT | WWAN |
|------------|----------|----------|
| CN70/CN70e | Standard | Optional |
| CK70 | Standard | Standard |
| CK71 | Standard | N/A |

Q: What Bluetooth stack is supported in the 70 Series?

A: The 70 Series incorporates the Bluetooth stack as it is delivered by Microsoft. On occasion, Intermec may modify some stack components for enhanced functionality or improved operation.

Q: What Bluetooth profiles are supported in the 70 Series?

A: The following profiles are supported by the Windows Mobile stack on the 70 Series:

- Generic Access Profile
- Personal Area Network Profile
- Human Interface Device
- Serial Port Profile
- Headset Profile
- Hands-Free Profile
- OBEX
- Advanced Audio Distribution Profile (A2DP)
- Dial-up Networking Profile (DUN)
- Audio Video Remote Control Profile (AVRCP)

Q: How does the GPS in 70 Series compare to CN3/CN4? To CN50/CS40?

A: The GPS receiver function in 70 Series is similar to the implementation in CN50 and CS40. It can operate in either standalone or assisted mode. Standalone mode does not require the user to have a data plan for the WWAN radio, though it does require the WWAN radio to be powered up. The assisted mode works by automatically downloading ephemeris data in the background periodically in order to maintain its table of satellite locations. This reduces the time required for the GPS to achieve its first fix. The assistance mode is optional and may be turned off to avoid data charges. Note that, unlike CN3/CN4, it is not possible to manually download ephemeris data files.

Q: Why is there a specific UMTS AT&T configuration?

A: For our initial certification, AT&T Mobility asked us to throttle back our UMTS module's maximum uplink speed on their network to 2.0 Mbps until some future date when their network is capable of handling the higher uplink speed that our module is capable of (5.76 Mbps max uplink). This restriction does not impact downlink speed. The restriction is necessary because a device with a higher speed radio setting may keep trying to authenticate to the network (searching for the higher speed connection) via multiple or non-stop retry attempts which would ultimately cause a less than desirable user experience as well as some unintentional network ping issues. When AT&T clears our module for top speed, a software update will be made available to enable higher speed uplinks.

The UMTS hardware module is the same for all UMTS systems. Only the radio firmware is different between the AT&T and non-AT&T configurations.

For applications that require support of multiple UMTS networks, including among them AT&T Mobility, the AT&T version of the radio should be specified.

Q: How does the customer switch the WWAN radio between network operators?

A: For UMTS radios, switching carriers is done by changing to the SIM card of the desired operator. The mobile computer resets when the new SIM card is installed. The device is not "SIM-locked"; the user can freely move between network operators. For CDMA, the choice of operator (Sprint or Verizon) is required at the time the device is ordered.

Q: What is the difference between the UMTS North America and Europe/Rest of World configurations?

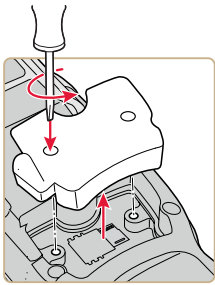
A: The frequency bands supported by these configurations is slightly different:
North America: 850, 1800, 1900, 2100 MHz bands
Europe/ROW: 900, 1800, 1900, 2100 MHz bands
The North America bands are the same in both the AT&T and non-AT&T configurations.

Q: Which 70 Series models are available without WWAN radios?


A: The CN70 and CN70e are available with or without a WWAN radio. CK70 is available only with a WWAN. CK71 is not available with a WWAN.

Q: Where is the SIM card slot located?

A: On CN70 and CN70e, the SIM card slot is located behind a door inside the battery well. Two screws are used to hold the door in place. On CK70, the SIM card is located behind a panel on the back of the unit, with the panel held in place with two screws. In both cases, the door works in conjunction with a switch that prevents the mobile computer from starting up if the door is not in place and secure.



CK70



CN70 / CN70e

Q: How is the SIM card installed?

A: The SIM is held in a silver metal bracket that also houses the microSD card. To install the SIM, the top of the bracket must be moved to the right, allowing the top to rotate upward. The SIM is inserted, contacts facing down, in the top portion of the bracket, which is then rotated downward and secured by sliding to the right.

Q: What is the purpose of a SIM card and when do I need one?

A: The Subscriber Identity Module (SIM) is used by UMTS phones to provide information about the user, including phone number, contacts stored on the card, etc. SIMs are not used with CDMA phone systems.

Q: Does the GPS require the WWAN radio to operate?

A: The GPS requires that the WWAN radio be enabled (powered on), but a data plan is not required. However, assistance data used to reduce Time to First Fix (TTFF) is sent via the WWAN network and is only available with a valid data plan. Without assistance data, the GPS may experience slower TTFFs.

Power/Battery

Q: Do the 70 Series products ship with batteries?

A: Yes, all models in the 70 Series ship with a battery pack.

Q: Is an extended battery pack available for 70 Series models?

A: No. The standard battery pack included with 70 Series is equivalent in capacity to the extended packs offered on corresponding previous products. Combined with the lower power consumption of the 70 Series architecture, customers should experience significantly longer runtimes vs. earlier products.

Q: Are the batteries and accessories for the 70 Series compatible with other Intermec devices such as the CK3, CN4, CN4e, etc?

A: No, the batteries and accessories are exclusive to the 70 Series. Despite their similar appearance, the 70 Series batteries maintain features that make them specific to their respective 70 Series computer. Additionally, batteries include the ability to report their specific serial number, aging statistics, and impedance wear level tracking data for the purpose of proactively determining the health of a specific battery and when the mobile computer needs a new battery pack. Statistics can be accessed via the 70 Series device health dashboard and/or an enterprise wide remote view with properly licensed SmartSystem consoles.

Software

Q: Does the 70 Series have Intermec Settings?

A: Yes, all four models in the 70 Series have the full suite of Intermec Settings and full support of SmartSystems™ right from the start.

Device Management

Q: What is ScanNGo and what does it do?

A: Every 70 Series mobile computer comes pre-loaded with Intermec's unique client which provides free access to ScanNGo. ScanNGo facilitates a premium device provisioning experience for Customers by simplifying and expediting their device staging operations. It enables 70 Series users to provision, configure and automatically download application software over wired, WLAN and WWAN networks significantly faster by simply reading pre-configured bar codes versus hand entry. ScanNGo eliminates the inaccuracy of hand entry, the need for skilled IT personnel on site and significant savings over other standard provisioning methods.

Device Health Monitoring

Q: What is device health monitoring?

A: The 70 Series' unique device health reporting capability provides insight never before available to mobile workers and IT administrators. Device health monitoring allows these individuals the ability to monitor and prevent issues before they impact operations. Addressing "No Trouble Found (NTF) events". Key sub-systems like scanning, communications and wireless coverage, battery and device settings can be monitored by the mobile worker through an on-board dashboard utility or remotely through any Console including SmartSystems™ console (version 4.x or later) resulting in better utilization of your mobile computing assets. Administrators can set rules to customize how and when device health alerts are reported.

Application Development

Q: What software tools are provided with the 70 Series?

A: To help you develop rich and easy to use line of business applications, Intermec provides, free of charge, the Intermec Developers Library (IDL). The IDL, common to all current Intermec computers, is a set of resource kits that include common code libraries and developer interfaces to Intermec value added peripherals and useful controls such as signature capture, printing, and data collection. We offer backward compatibility to applications developed using Intermec's Developer Library resource kits. From older Intermec devices like the 700 Series to today's 70 Series, your app will run as-is without any modification and minimal testing. And if you want to take advantage of some of the new hardware capabilities, like the new high-resolution camera, or GPS, the latest versions of our toolkits provide that ability while preserving the existing syntax in your source code. In addition to our rich developer libraries, our Developer Forum and online Knowledge Base provide additional developer resources such as FAQs, programming tips and technical articles. Download the IDL Resource Kits now through the Intermec Developer Center and check out what other creative developers are coming up with on our Developer Forum.

Q: What demos are available for 70 Series?

A: The Features Demo application is a collection of applets used to demonstrate various device functions including scanning, document imaging, photography, image capture, printing, GPS functionality, location services and other applications on supported Intermec Windows Mobile 6.5 devices. This installation provides documentation, CAB file, and a SmartSystems software package. You can download Features Demo from the Intermec web site at: <http://www.intermec.com/SelectProducts/Computers/HandheldComputers/Yourmobilecomputer/Downloads> tab.

Apps & Components

Q: Is the Intermec Client Pack (ICP) available as a factory loaded configuration on the 70 Series?

A: The Intermec Client Pack provides both a data collection terminal emulator (Intermec Terminal Emulator) and a data collection and lockdown browser (Intermec Browser). ICP is available as a factory loaded option on specific configurations of the CK71. The factory loaded option for ICP includes both the software and the appropriate software licensing. Factory loaded licensing does not expire, but is valid only for the version of ICP that is delivered with the CK71. It is highly recommended that the customer also purchase ICP Maintenance licensing to ensure access to newer versions of ITE and Intermec Browser in the future.

Q: Are standalone licenses for ICP available for the 70 Series?

A: Yes, standalone ICP (Intermec Client Pack) licenses are available for all models in the 70 Series. ICP component software (ITE and Intermec Browser) can be downloaded from the Intermec public web. ITE version 1.26 or greater and Intermec Browser version 1.04 or greater are required for use with the 70 Series.

Downloaded software will run with full functionality for 60 days before requiring a license. Buying and deploying a license will allow the downloaded software to run as a licensed product. Standalone licensing includes one year of software Maintenance. This allows a customer of standalone licensing to upgrade their ICP software for the first year after purchasing the license. Software maintenance can be extended by purchasing additional ICP Maintenance licenses.

Q: Do the ICP licenses for the 70 Series work the same as ICP licenses for CK3 and other Intermec mobile computers?

A: Yes. There has been no change to the way ICP licenses work. Factory installed licenses are valid for the version of ITE and Intermec Browser that are installed on the device. There is no maintenance or upgrade capability built into factory installed licenses. To upgrade to a version of ITE or Intermec Browser that is released after the computer was built requires that a separate ICP maintenance license be added. Standalone ICP licenses are valid for all versions of ITE and Intermec Browser that are released prior to 1 year after the license is purchased. To extend the upgrade capability beyond one year requires that separate ICP maintenance licenses be purchased.

Q: Is Intermec Browser available as a stand-alone application for 70 Series?

A: Yes. Intermec Browser, formerly known as iBrowse, is an integral part of the data collection system for customers running new web-based WMS applications. Intermec Browser is the only locked-down web client designed to work exclusively with Intermec mobile and fixed mount computers, including all 70 Series models. Standalone Intermec Browser licenses are available for all models in the 70 Series. In addition, Intermec Browser is included as part of the Intermec Client Pack (ICP) software product license offered as a factory install on the CK71 computer. Intermec Browser version 1.04 or greater is required for use with the 70 Series mobile computers.

Q: Is Intermec Launcher available as a stand-alone application for 70 Series?

A: Yes. Intermec Launcher (formerly iLaunch) is a configurable locked-down menu program that prevents end-users from accessing the start menu and other non-authorized applications. End-users log in and they are only able to access authorized programs. The operating system environment is only accessible with a password. This functionality allows for more control over the program flow and prevents end-user distraction, keeping them on task.

The latest version of Intermec Launcher is available for download from the [intermec.com](http://www.intermec.com) website. Intermec Launcher version 2.00 or greater is required for use with the 70 Series computers. Standalone Intermec Launcher licenses are available for purchase and include the first year of software maintenance. Intermec Launcher Maintenance is available to extend access to new software downloads beyond the first year.

Q: How is eMDI support different for the 70 Series?

A: Intermecc Enhanced Mobile Document Imaging (eMDI) utilizes Intermecc’s advanced imaging technology to provide a fast and reliable way for mobile workers to convert full size (8.5” x 11” or A4) paper documents into electronic files while out on the road. eMDI can be used in place of flatbed scanners or imaging services to reduce document management costs, streamline back office operations, and improve cash flow and responsiveness to customer requests. Unlike the CN50 and CN4 that utilize the unit’s imager for image capture, the 70 Series utilizes the industry’s highest resolution auto-focus camera to capture and deliver images with 200 dpi resolution, while retaining the state of the art image correction techniques to ensure perfect image quality under challenging working environments.

Q: Is VERDEX compatible with the 70 Series?

A: Yes. VERDEX is a software solution, exclusively available on Intermecc mobile computers, that fully integrates all of the technologies necessary to enable fast and accurate data verification capabilities to a mobile application. VERDEX can be extremely valuable to courier and parcel delivery organizations that want to reduce the volume and associated costs of undeliverable items by correcting parcel label addresses errors before they enter their system or arrive at the sortation hub. VERDEX is supported by the 70 Series as a separately licensed and field installed application.

Scanning

Q: What are the scanning capabilities and options for the 70 Series models?

A: The EA30 is a high performance 2D imager with brilliant white illumination and a laser aimer with unprecedented motion tolerance. It is available on all four 70 Series models. EA30 is the industry’s fastest imaging engine, capable of scanning barcodes moving at up to 12.7 m (500 in) per second, enabling 70 Series to provide remarkable “snapiness” and fast read rates even in highly dynamic environments. EA30 is capable of scanning 1D and 2D barcodes as small as 5 mil, PDF as small as 6.6 mil, Data Matrix as small as 7.5 mil, and standard UPCs at distances up to 304cm (13in). The CN70, CN70e and the CK70 scanners are ergonomically positioned downward at a 35° angle to allow for the easy scanning of items and packages on low selves or the floor, while enabling the user to see the screen during scanning operations.


In addition to the EA30, CK71 also has the option of either the EV12 1D imager or the EX25 near/far 2D imager. The EV12 is a linear imager with laser-like imaging and standard range. The EX25 is Intermecc’s breakthrough area imager with near-far scanning capabilities with a read range that spans from 15.2 cm to 15.2 m (6 in to 50 ft), and considered the “all-in-one” scan engine for the warehouse.



EA30 Aiming



EX25 Aiming



EV12 Aiming

Q: Is it possible to have a scanner and camera integrated in the same device?

A: Yes. All 70 Series models allow the scanner and camera on the same device.

Accessories

Q: What printers are supported by the 70 Series?

A: 70 Series shall support the following Intermecc printers:

- Bluetooth:** PB51, PB50, PB42, PB32, PB31, PB22, PB21, PB20, PK80, 6820, PB40, PW40, PB2, and PB3
- Serial:** PB51, PB50, PB42, PB32, PB31, PB22, PB21, PB20, PB2, PB3
- IrDA:** PB20
- 802.11:** PB50

The primary method of communicating with the above printers shall be Bluetooth. Where Applicable WLAN, IrDA, and USB/Serial communications shall also be supported.

Q: What data collection scanners is the 70 series compatible with?

A: 70 Series shall support the following Intermecc external scanners:

- Tethered:** SR30, SR60, SR61T
- Wireless:** SF51, SR61

Tethered scanners shall be powered and supported via the RS232 Serial Snap-on Adapter with the exception of the SR61TXR which is supported via the Powered Vehicle Dock solution.

Q: Will there be a workboard printer option for the 70 Series?

A: Yes, there are plans for CN70 and CN70e versions of the PW50 and the 6822 printers. Existing 6822 printers will be upgradable via purchase of new computer holders. Existing PW50 printers will not be upgradeable to the new computers. Contact Printer Product Marketing for details.

Q: What is the difference between the Vehicle Dock and Vehicle Holder?

A: The Vehicle Dock provides charging to the mobile computer and data connectivity options. The Vehicle Holder uses the same mechanical package as the dock, but provides neither power nor data connectivity.

Q: What power options are available for the Vehicle Dock?

A: The Vehicle Dock uses the same power connector as Vehicle Docks for CN3, CK3, CK61 and 700 Series. Most of the same power kits used with those products may also be used for 70 Series. In addition, a new cable designed for direct connection to 12-30V DC power ports found in some newer vehicles, or the vehicle fuse block, is available.

Q: What connectivity options does the Vehicle Dock provide?

A: The Vehicle Dock supports USB Host and RS232 connectivity. The RS232 port also provides +5V DC power on Pin 9 for operating handheld scanners and similar devices.



Q: What mounting options are available for Vehicle Docks and Holders?

A: The RAM mount specified in the Price Guide must be used with the Vehicle Dock or Vehicle Holder to preserve the integrity of the dock during all possible usage scenarios. Intermec does not support the use of other mounting systems.

Q: Which accessories are compatible with Vehicle Docks and Holders?

A: **CN70/70e:** Snap-on adapters, MSR, and Scan Handle are not compatible with the Vehicle Dock/Holder.
CK70/71: Snap-on adapters are not compatible with the Vehicle Dock/Holder. MSR and/or Scan Handle (where applicable) may be used in conjunction with the Vehicle Dock.

Q: Can the Vehicle Dock or Holder be used in a forklift application?

A: Yes, the Vehicle Dock/Holder are approved for use in forklift environments. Use of the RAM mount specified in the Price Guide is required.

Q: What types of magnetic stripes can be read by the 70 Series MSRs?

A: Three track Magnetic swipe card reader. (Read Only). Magnetic Stripe Formats supported:

- ANSI
- ISO/IEC (4909, 7810, 7811, 7813 and 8583)
- American Association of Motor Vehicle Administrators (AAMVA)
- CA MVA
- IATA
- American Bankers Association (ABA)
- Credit Cards
- Thrift (ISO 4909)
- User defined formats (e.g. Track 1 formats A-Z, Spanish Rail, etc.)
- Low Coercivity 7811-2 and High Coercivity 7811-6 readability

Q: Must the CN70/70e MSR be removed to dock or charge the mobile computer?

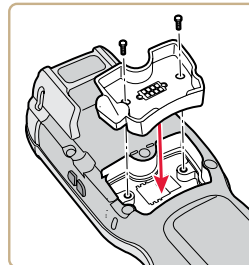
A: No, the MSR features a pass-through docking connector and is designed to remain attached to the mobile computer when the computer is docked in a FlexDock. Note that the MSR must be removed in order for the CN70/70e to be inserted in a Vehicle Dock/Holder.

Q: Which AC Power Supply and Vehicle Power Adapter are used with which accessories?

A: Two AC Power Supplies and two Vehicle Power Adapters are offered for 70 Series. They differ only in the terminating connector. The 3-pin style features a round, ¼ turn latching connector which is used with 70 Series Snap-on Adapters (except MSR) to provide power to the mobile computer. The 18-pin style features a Hirose connector and is designed to be used with the CN70/70e MSR or for connecting directly to the docking connector on the mobile computer.

Q: Does the 70 Series provide expansion capabilities for 3rd party accessory support?

A: The CK70/CK71 supports the Back Accessory Interface (BAI) p/n: 715-605-001. The BAI replaces the standard back access door on CK70/71 while maintaining the unit's sealing integrity, providing power and data connection to back-mounted peripherals designed for use with CK70/71. A Partner Development Guide is available to aid in creating compatible peripheral devices. The BAI ships with the Intermec CK70/71 Mag Stripe accessory (pn: 850-574-001).



400B Chickmauga Road
Chattanooga, TN 37421

www.BARCOMinc.com
Sales@BARCOMinc.com
423.855.1822

Intermec®
PartnerNet

Copyright © 2011 Intermec Technologies Corporation. All rights reserved. Intermec is a registered trademark of Intermec Technologies Corporation. All other trademarks are the property of their respective owners. Printed in the U.S.A. 612122-01B 03/11

In a continuing effort to improve our products, Intermec Technologies Corporation reserves the right to change specifications and features without prior notice.